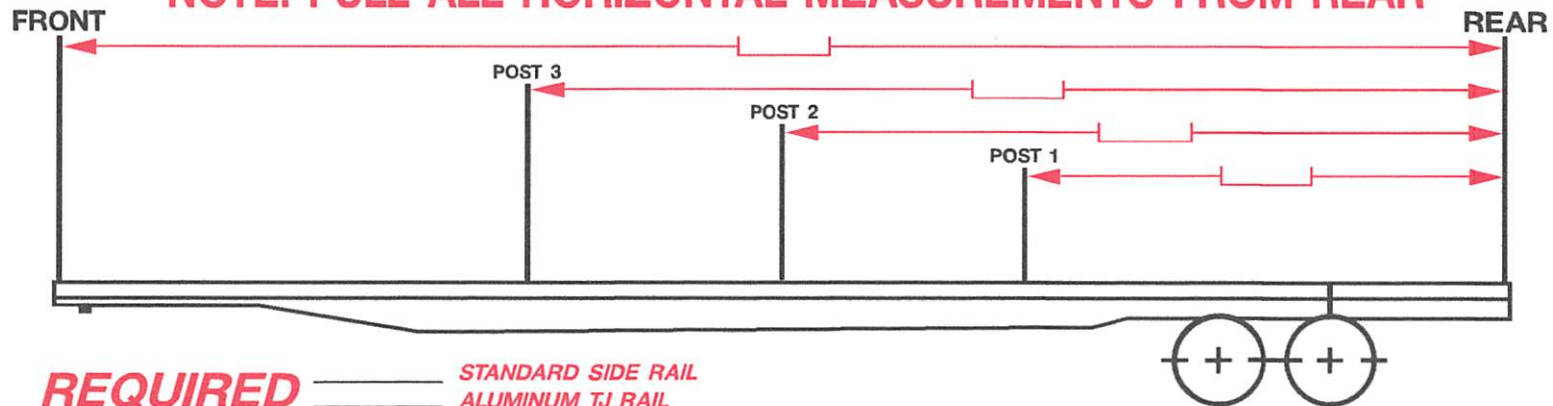


✱ PLEASE COMPLETE AND ATTACH THIS FORM WITH EACH CURTAIN ORDER/BLUE SHEET ✱

(FILL OUT ALL SECTIONS)

CURTAIN DIMENSIONS

NOTE! PULL ALL HORIZONTAL MEASUREMENTS FROM REAR



REQUIRED

STANDARD SIDE RAIL
ALUMINUM TJ RAIL

CURTAIN HEIGHT FRONT =
MIDDLE =
REAR =

LOOSEN CURTAIN TO ALLOW SLACK. INSERT TAPE MEASURE INSIDE BOTTOM OF THE ROLLER TRACK (FRONT, MIDDLE, REAR) TO THE BOTTOM OF THE STEEL SIDE RAIL OR "LIP" OF THE ALUMINUM TJ RAIL.

CURTAIN LENGTH

OAL =

FRONT TENSION: TAKE POLE OUT OF FRONT SOCKET AND PULL TIGHT TO MEASURE THE ENTIRE LENGTH OF "CURTAIN". THIS WILL ENSURE THE TENSION WRAP WILL BE INCLUDED IN THE MEASUREMENTS

POST POSITION

POST 1 =
POST 2 =
POST 3 =

MEASURE DISTANCE FROM REAR TO EACH POST POCKET
(POST 3 OPTIONAL BASED ON LENGTH OF TRAILER)

CURTAIN COLOR: _____

GRAPHICS: YES/NO PROVIDE GRAPHIC LAYOUT



Center-Line Curtains, Inc.
www.center-linecurtains.com 1-800-458-0086

UNIT #

VIN #

TRAILER MANUFACTURER:


CUSTOMER:

MEASURED BY:

DATE:




TRAILER LENGTH:

1. ROLLER STYLE: SQUARE: _____ BEVELED: _____ BARBELL: _____ **TRIPLE (EXTRA CHARGE)**



SQUARE: _____
BEVELED: _____

2. CIRCLE TENSIONER TYPE
SOLD SEPARATELY



3. CIRCLE PELMET TYPE
SOLD SEPARATELY IN 53' ROLLS

CLT/NUVAN

UTILITY

GREAT DANE

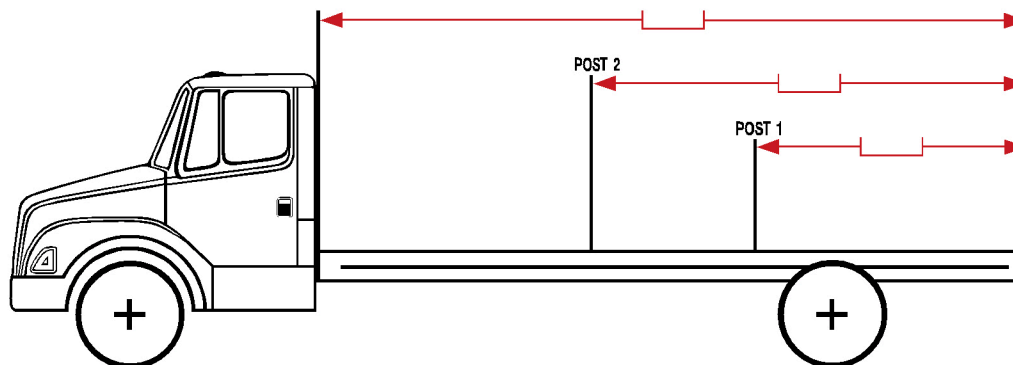
CLC

✱ PLEASE COMPLETE AND ATTACH THIS FORM WITH EACH CURTAIN ORDER/BLUE SHEET ✱

(FILL OUT ALL SECTIONS)

CURTAIN DIMENSIONS

NOTE! PULL ALL HORIZONTAL MEASUREMENTS FROM REAR



REQUIRED

_____ STANDARD SIDE RAIL
_____ ALUMINUM TJ RAIL

CURTAIN HEIGHT

FRONT = _____
MIDDLE = _____
REAR = _____
LOOSEN CURTAIN TO ALLOW SLACK. INSERT TAPE MEASURE INSIDE BOTTOM OF THE ROLLER TRACK (FRONT, MIDDLE, REAR) TO THE BOTTOM OF THE STEEL SIDE RAIL OR "LIP" OF THE ALUMINUM TJ RAIL.

CURTAIN LENGTH

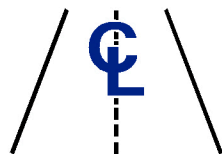
OAL = _____
FRONT TENSION: TAKE POLE OUT OF FRONT SOCKET AND PULL TIGHT TO MEASURE THE ENTIRE LENGTH OF "CURTAIN". THIS WILL ENSURE THE TENSION WRAP WILL BE INCLUDED IN THE MEASUREMENTS

POST POSITION

POST 1 = _____
POST 2 = _____
MEASURE DISTANCE FROM REAR TO EACH POST POCKET
(POST 2 OPTIONAL BASED ON LENGTH OF TRUCK BODY)

CURTAIN COLOR: _____

GRAPHICS: YES/NO PROVIDE GRAPHIC LAYOUT



Center-Line Curtains, Inc.

www.center-linecurtains.com

1-800-458-0086




1. ROLLER STYLE: SQUARE: _____ BEVELED: _____ BARBELL: _____ **TRIPLE (EXTRA CHARGE)**



SQUARE: _____

BEVELED: _____

2. **CIRCLE TENSIONER TYPE**
SOLD SEPARATELY



3. **CIRCLE PELMET TYPE**
SOLD SEPARATELY IN 53' ROLLS

CLT/NUVAN

UTILITY

GREAT DANE

CLC

UNIT #

VIN #

TRAILER MANUFACTURER:

CUSTOMER:

MEASURED BY:

DATE:

TRUCK BODY LENGTH: